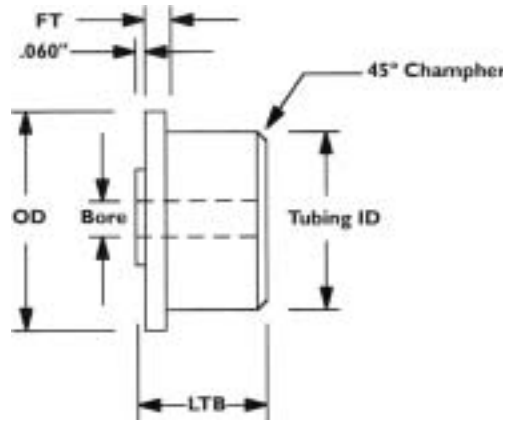



Rollend Bearings

Rollend Bearings

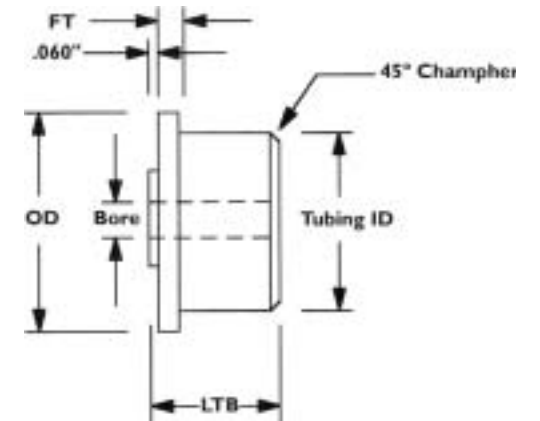
| P/N | Tubing OD | Tubing ID | Gauge | C (LTB) | D (FT) |
|----------|-----------|-----------|--------------|---------|--------|
| 1/2GA20 | 1/2" | 0.43 | 20 | 1/2 | 3/16 |
| 1/2GA18 | 1/2" | 0.402 | 18 | 1/2 | 3/16 |
| 5/8GA20 | 5/8" | 0.555 | 20 | 1/2 | 3/16 |
| 3/4GA20 | 3/4" | 0.68 | 20 | 11/16 | 1/8 |
| 3/4GA18 | 3/4" | 0.652 | 18 | 11/16 | 1/8 |
| 3/4GA16 | 3/4" | 0.62 | 16 | 11/16 | 1/8 |
| 7/8GA20 | 7/8" | 0.805 | 20 | 11/16 | 1/8 |
| 7/8GA16 | 7/8" | 0.745 | 16 | 11/16 | 1/8 |
| 3/4EMT | 0.922 | 0.824 | 3/4" EMT | 11/16 | 1/8 |
| 100GA20 | 1 | 0.93 | 20 | 3/4 | 1/8 |
| 100GA18 | 1 | 0.902 | 18 | 3/4 | 1/8 |
| 100GA16 | 1 | 0.87 | 16 | 3/4 | 1/8 |
| 3/4SCH40 | 1.05 | 0.824 | 3/4" Sch 40 | 3/4 | 1/8 |
| 112GA17 | 1-1/8 | 1.009 | 17 | 3/4 | 1/8 |
| 112GA16 | 1-1/8 | 0.995 | 16 | 3/4 | 1/8 |
| 100EMT | 1.163 | 1.049 | 1" EMT | 3/4 | 1/8 |
| 125GA20 | 1-1/4 | 1.18 | 20 | 3/4 | 1/8 |
| 125GA18 | 1-1/4 | 1.152 | 18 | 3/4 | 1/8 |
| 100SCH40 | 1.315 | 1.049 | 1" Sch 40 | 3/4 | 1/8 |
| 137GA18 | 1-3/8 | 1.277 | 18 | 1 | 1/8 |
| 137GA16 | 1-3/8 | 1.245 | 16 | 1 | 1/8 |
| 150GA20 | 1-1/2 | 1.43 | 20 | 1 | 3/16 |
| 150GA16 | 1-1/2 | 1.37 | 16 | 1.5 | 3/16 |
| 125EMT | 1.51 | 1.38 | 1-1/4" EMT | 1.5 | 3/16 |
| 162GA20 | 1-5/8 | 1.555 | 20 | 1.5 | 3/16 |
| 162GA18 | 1-5/8 | 1.527 | 18 | 1.5 | 3/16 |
| 162GA16 | 1-5/8 | 1.495 | 16 | 1.5 | 3/16 |
| 125SCH40 | 1.66 | 1.8 | 1-1/4 Sch 40 | 1.5 | 3/16 |
| 150EMT | 1.74 | 1.61 | 1-1/2 EMT | 1.5 | 3/16 |
| 175GA20 | 1-3/4 | 1.68 | 20 | 1.5 | 3/16 |
| 175GA16 | 1-3/4 | 1.62 | 16 | 1.5 | 3/16 |
| 175GA13 | 1-3/4 | 1.56 | 13 | 1.5 | 3/16 |
| 175GA11 | 1-3/4 | 1.51 | 11 | 1.5 | 3/16 |
| 187GA20 | 1-7/8 | 1.805 | 20 | 1.5 | 3/16 |
| 187GA18 | 1-7/8 | 1.777 | 18 | 1.5 | 3/16 |
| 187GA16 | 1-7/8 | 1.745 | 16 | 1.5 | 3/16 |
| 150SCH40 | 1.9 | 1.61 | 1-1/2 Sch 40 | 1.5 | 3/16 |
| 150SCH80 | 1.9 | 1.5 | 1-1/2 Sch 80 | 1.5 | 3/16 |
| 190GA16 | 1.9 | 1.77 | 16 | 1.5 | 3/16 |
| 200GA20 | 2 | 1.93 | 20 | 1.625 | 5/16 |
| 200GA18 | 2 | 1.902 | 18 | 1.625 | 5/16 |
| 200GA16 | 2 | 1.87 | 16 | 1.625 | 5/16 |
| 200EMT | 2.197 | 2.067 | 2" EMT | 1.625 | 5/16 |
| 225GA20 | 2-1/4 | 2.18 | 20 | 1.625 | 5/16 |
| 225GA18 | 2-1/4 | 2.152 | 8 | 1.625 | 5/16 |
| 225GA16 | 2-1/4 | 2.12 | 16 | 1.625 | 5/16 |



Rollend Bearings

Rollend Bearings

| P/N | Tubing OD | Tubing ID | Gauge | C (LTB) | D (FT) |
|----------|-----------|-----------|---------------|---------|--------|
| 225GA14 | 2-1/4" | 2.084 | 14 | 1-5/8 | 5/16 |
| 225GA13 | 2-1/4" | 2.060 | 13 | 1-5/8 | 5/16 |
| 225GA11 | 2-1/4" | 2.010 | 11 | 1-5/8 | 5/16 |
| 225GA10 | 2-1/4" | 1.982 | 10 | 1-5/8 | 5/16 |
| 237GA16 | 2-3/8" | 2.245 | 16 | 1-5/8 | 5/16 |
| 237GA11 | 2-3/8" | 2.135 | 11 | 1-5/8 | 5/16 |
| 200SCH40 | 2.375" | 2.067 | 2 SCH. 40 | 1-5/8 | 5/16 |
| 200SCH80 | 2.375" | 1.939 | 2 SCH. 80 | 1-5/8 | 5/16 |
| 250GA16 | 2-1/2" | 2.370 | 16 | 1-5/8 | 5/16 |
| 250GA14 | 2-1/2" | 2.334 | 14 | 1-5/8 | 5/16 |
| 250GA13 | 2-1/2" | 2.310 | 13 | 1-5/8 | 5/16 |
| 250GA11 | 2-1/2" | 2.260 | 11 | 1-5/8 | 5/16 |
| 275GA16 | 2-3/4" | 2.620 | 16 | 1-5/8 | 5/16 |
| 275GA11 | 2-3/4" | 2.510 | 11 | 1-5/8 | 5/16 |
| 250SCH40 | 2.875" | 2.469 | 2-1/2 SCH. 40 | 1-5/8 | 5/16 |
| 300GA16 | 3.000" | 2.870 | 16 | 1-3/4 | 5/16 |
| 300GA13 | 3.000" | 2.810 | 13 | 1-3/4 | 5/16 |
| 300GA11 | 3.000" | 2.760 | 11 | 1-3/4 | 5/16 |
| 325GA16 | 3-1/4" | 3.120 | 16 | 1-3/4 | 5/16 |
| 325GA13 | 3-1/4" | 3.060 | 13 | 1-3/4 | 5/16 |
| 350GA13 | 3-1/2" | 3.310 | 13 | 1-3/4 | 5/16 |
| 350GA11 | 3-1/2" | 3.260 | 11 | 1-3/4 | 5/16 |
| 300SCH40 | 3.500" | 3.068 | 3 SCH. 40 | 1-3/4 | 5/16 |
| 300SCH80 | 3.500" | 2.900 | 3 SCH. 80 | 1-3/4 | 5/16 |
| 375GA16 | 3-3/4" | 3.620 | 16 | 1-3/4 | 5/16 |
| 400GA16 | 4.000" | 3.870 | 16 | 1-3/4 | 5/16 |
| 400GA14 | 4.000" | 3.834 | 14 | 1-3/4 | 5/16 |
| 350SCH40 | 4.000" | 3.548 | 3-1/2 SCH. 40 | 1-3/4 | 5/16 |



Rollend Bearing Adapters

| P/N | Item | Description | Material | Dimensions |
|---------|----------------------|-------------------|-----------------|------------------------------------|
| REB1007 | Hex Adapter | 7/16" hex assy. | Nylon | 5/8" dia. x 5/16", 1/16" flange |
| REB1411 | Hex Adapter | 11/16" hex assy. | Nylon | 7/8" dia. x 1-13/16", 3/32" flange |
| REB0824 | Conveyor or Roll Pin | use w/ blind bore | Stainless Steel | 1/2" dia. x 1-1/2" |
| REB0812 | Flange Roll Pin | use w/ blind bore | Stainless Steel | 1/2" dia. x 3/4" from flange |